



USER MANUAL

Sapphire  
MAGIC EYES



## CONTENTS

|    |                                 |
|----|---------------------------------|
| 4  | PRODUCT DESCRIPTION:            |
| 4  | PRODUCT COMPONENTS:             |
| 4  | MAIN COMPONENTS:                |
| 5  | SYSTEM PARAMETERS:              |
| 5  | HAND PIECE INTRODUCTIONS- 6 PCS |
| 8  | OPERATION INTRODUCTIONS         |
| 10 | TREATMENT INTRODUCTIONS         |
| 11 | PLEASE NOTE:                    |

## PRODUCT DESCRIPTION:

Sapphire MAGICEYES is a professional beauty device for eye care. The system is designed with the following main functions: single polar radio frequency, bi-polar radiofrequency, etc. The system also has auxiliary functions such as vacuum, cooling, constant temperature heating, etc. Combined with the nutrient liquid and beautician special massage manipulation it can effectively improve eye problems such as edema, black rim of the eye pouch, wrinkles and flaccidity.

## PRODUCT COMPONENTS:

Main machine 1 set and other following spare parts:

|     |  |       |
|-----|--|-------|
| 1.  | Pedal Switch                                   | Qty 1 |
| 2.  | AC Power Cable                                 | Qty 1 |
| 3.  | Annular inlet D1 Handle                        | Qty 1 |
| 4.  | Ball inlet D2 Handle                           | Qty 2 |
| 5.  | Single polar cooling radio frequency S1 Handle | Qty 1 |
| 6.  | Bio polar vacuum radio frequency S2 Handle     | Qty 1 |
| 7.  | Bio polar RF face lifting S3 Handle            | Qty 1 |
| 8.  | Ground Handle(Negative pole)                   | Qty 1 |
| 9.  | Filter Sponge                                  | Qty 1 |
| 10. | Bio polar vacuum radio frequency S2 Head       | Qty 5 |

## MAIN COMPONENTS:

Whole machine

Dimension: L-440mm W-220mm H-335mm Weight: 7.2kg

Input power supply: AC 220V 50Hz Max.5A

Display screen dimension

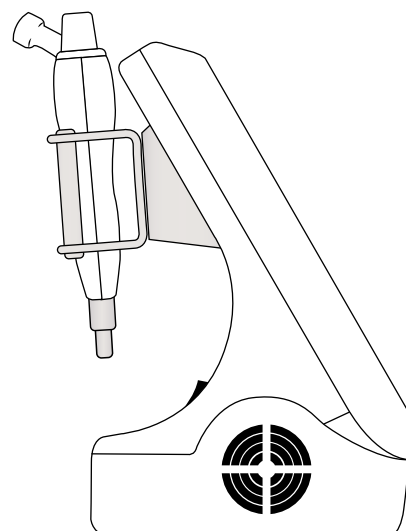
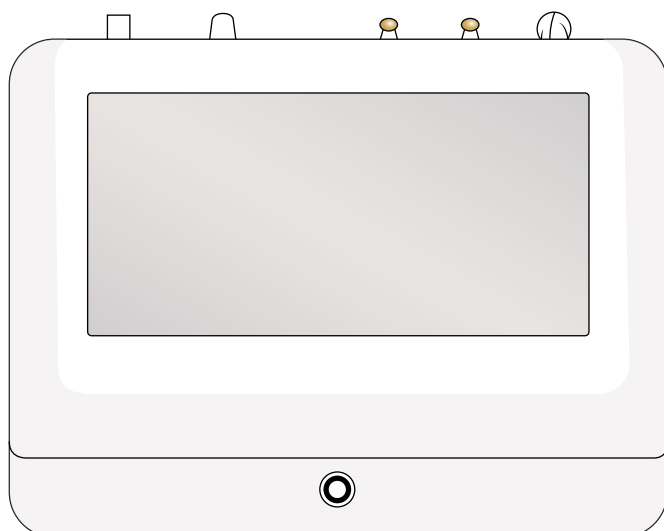
Display zone: L-345mm W-182mm Diagonal-15.6"

Core spare parts

Power supply: Medical safety standard power supply

Air pump: Germany Thomas vacuum pump, lifetime can reach 10,000 hours. Reliable performance.

Display: 15.6" Android touch screen, display by ratio 16:9, 1920\*1080P HD.



## SYSTEM PARAMETERS:

| Parameter             | Values              |
|-----------------------|---------------------|
| LCD Touch Screen      | 15.6 inch           |
| Vacuum Pump Life Time | 20,000 hours        |
| Input VAC             | 100~260VAC, 50~60Hz |
| Input AC Power        | <=600W              |
| Dimension             | Approx 42x28x20cm   |
| Weight                | Approx 4KG          |

## HAND PIECE INTRODUCTIONS- 6 PCS





### **D1 HAND PIECE (FLAT HEAD INLET, 1 PC)**

#### **HEATING MASSAGE RING HEAD + ELECTRICAL INFUSION**

|                       |         |
|-----------------------|---------|
| Diameter:             | 21mm    |
| Length:               | 180mm   |
| Dimeter of electrode: | 21mm    |
| Electricity:          | 0~0.6mA |
| Temperature:          | 25~45°C |
| Preset temperature:   | 35°C    |
| Temperature step:     | ±0.2°C  |
| Preset power:         | 20      |



### **D2 HAND PIECE (OVAL HEAD INLET, 2 PCS)**

#### **HEATING MASSAGE RING HEAD + ELECTRICAL INFUSION**

|                       |         |
|-----------------------|---------|
| Diameter:             | 20mm    |
| Length:               | 180mm   |
| Dimeter of electrode: | 10.2mm  |
| Electricity:          | 0~0.3mA |
| Temperature:          | 25~45°C |
| Preset temperature:   | 35°C    |
| Temperature step:     | ±0.2°C  |
| Preset power:         | 10      |



### **S1 HAND PIECE (SINGLE POLAR RADIO FREQUENCY, 1 PC)**

#### **SINGLE-POLAR RF + COOLING HANDLE**

|                            |         |
|----------------------------|---------|
| Diameter:                  | 9mm     |
| Length:                    | 225mm   |
| Radio frequency energy:    | 10.2mm  |
| Radio frequency frequency: | 1MHz    |
| Temperature:               | 10~20°C |
| Temperature step:          | ±0.2°C  |



## **S2 HAND PIECE (BIO POLAR RADIO FREQUENCY, 1 PC)**

### **BI-POLAR RF + VACUUM HANDLE**

|                             |        |
|-----------------------------|--------|
| Width:                      | 13.5mm |
| Thickness:                  | 2mm    |
| Central distance of polars: | 10.2mm |
| Length:                     | 220mm  |
| Max. pressure of vacuum:    | 70KPa  |
| Power: Max                  | 10W    |
| Frequency:                  | 1MHz   |



## **G1 GROUND HANDLE, WITH NEGATIVE POLE**

The patient will need to hold it during the treatment process.



## **S3 HAND PIECE (BIO POLAR RADIO FREQUENCY, 1 PC)**

### **BI-POLAR RF FOR FACE LIFTING**


For face lifting and rejuvenation.



## OPERATION INTRODUCTIONS

### 1. Choose the treatment items

After the machine starts, it will show the treatment items, you can then click the icons or the words. Choose the item required and the icon will turn to a yellow circle and then start the treatment interface.



### 2. Choose the hand piece

Choose the hand piece accordingly.

- D1 -flat head inlet.
- D2 -oval head inlet.
- S1 -single polar radio frequency.
- S2 -bi polar radio frequency.
- S3 -bi polar radio frequency face lifting.

Different treatment items need different hand pieces. The right hand piece will be in a blue circle, click the icon and the hand piece will turn into yellow circle. The hand piece that is a grey color is not applicable. If you want to choose this hand piece, you will need to click and hold to drag it.

|                              |                        |
|------------------------------|------------------------|
| Flaccidity and eye problems: | D1, D2, S2 applicable. |
| Dark circles:                | D1, D2, S2 applicable. |
| Flabby and eye bags:         | D1, D2, S2 applicable. |
| Lines and wrinkles:          | D1, D2, S2 applicable. |
| Facial tightening:           | S3 available.          |



### 3. Parameter adjustment

Only under non-working status (when the READY button is blue), the parameters can be adjusted and the hand piece can be chosen. The “+”, “-” button is for adjustment.

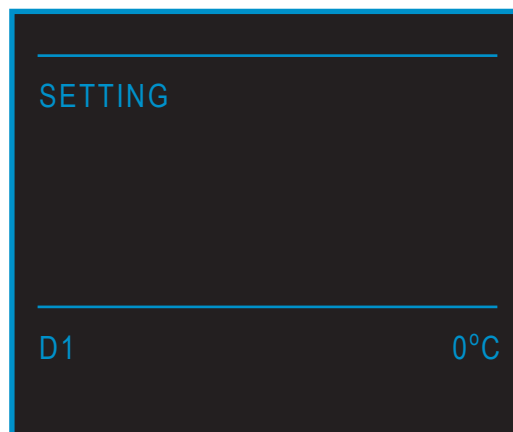
After the parameters are adjusted, if you change the hand piece, or press the “BACK” button, the parameters will return back to initial value.



### 4. Working status

Set all the parameters, press the “READY” button, the device will enter into a working status. The “READY” button will turn yellow and there will be a progress bar for the hand piece.

Then press the pedal and the treatment will start. During the treatment, the time parameters will start a count down. When the time is 00:00, it will sound an alarm and the treatment will be complete.



### 5. The machine and parameter status

On the left side of the interface, it will show the device status and parameters of current hand piece (temperature, air pressure etc.)

Device status: SETTING, READY, WORKING and other alarm information. SETTING is before starting the machine, the parameters can be adjusted. READY is when the machine is starting, but the pedal is not working.

WORKING is when the machine has started and the pedal is working at the same time.

If it shows other status information, this means that the machine has something wrong and it cannot go back to working status. Please turn off the power supply and restart the device. If the device still does not work, please contact the manufacturer.

### 6. Software update

When the machine is in network mode and there is a new software version available, you will get an update indication.

## TREATMENTS

### (COMPREHENSIVE PROBLEMS AS AN EXAMPLE)

1. Hand piece applicable: D1, D2, S2, S1.

2. D1 is mainly designed for a heating massage function for the surrounding area of the eye (especially for the flat area of the eye). The electrical infusion can also help the nutrition absorption along with skin tightening. Make the hand piece tight to the skin and slide in a circular motion with a serum.

The preset value is 5 mins, 35 degrees, 20J. Adjust the parameters, until the patient feels at a comfortable temperature.

3. D2 is mainly designed for heating massage for the surrounding area of the eye. The electrical infusion can also help the nutrition absorption along with skin tightening. Make the hand piece tight to the skin and slide in a circular motion with a serum.

The preset value is 5 mins, 35 degrees, 20J. Adjust the parameters, until the patient feels comfortable.

4. S2 is designed to lift-up the eye bags and the surrounding skin of the eye through ablations with radio frequency.

The eye bag tissues will be heated up to 50~80C. This treatment will be effective to help the blood circulation, fat cell ablation and will give effective results to the eye-bag, edema and dark circles etc. With a combination of gel and the hand piece tight to the skin, apply a stamp like motion and do not slide the hand piece. The preset value is 9 min30s, 30Mpa vacuum pressure, and 70J. Adjust the parameters until the patient feels comfortable.

5. S1 single-polar RF power can offer a much deeper treatment into the tissues. It will be able to heat up to 1~2cm of the skin. The cooling is designed for skin surface protection so that higher power can be introduced into the skin. This handle is designed for wrinkles removal, edema & dark circle treatments etc. The preset value is 9min 30s, 15w cooling power, 50J energy. Adjust the parameters, until the patient feels comfortable.

**PLEASE NOTE:**

1. After the machine starts work, and the hand piece is tight on the patient's skin, then the operator can press the pedal. When stopping the device, the operator should stop the pedal first, and then move the hand piece to stop the device.
2. Except for handle S2 and S3 the patient should hold the negative pole ground handle during the operation. Other people should not touch the patient while the machine is working. Otherwise it could cause burns or other damage.



**Sapphire**  
MAGIC EYES

Laser SOS Aesthetics Ltd,  
Unit 3 Burrell Road, St. Ives, Cambs PE27 3LE, United Kingdom

**Tel:** +44 1480 409962 **Fax:** +44 1480 498860

**E:** [sales@lasersosaesthetics.com](mailto:sales@lasersosaesthetics.com)  
**W:** [www.lasersosaesthetics.com](http://www.lasersosaesthetics.com)

A world class service from a world class company